

THE SUPERIOR 12-VOLT SYSTEM



PRIMEPATIO

PRODUCT
LINE
GUIDE

WHERE IS PRIME PATIO USED?

PERGOLAS



FIRE PITS



PAVERS



WEDDINGS



RESTAURANTS



DECKS



POOLS



PATIOS



WHY CHOOSE PRIME PATIO?

12-VOLT SYSTEM

- Quality and professional grade lighting system
- Easy and profitable add-on sale for landscape contractors
- Compatible with:
 - Any 12V landscape lighting transformer/controller
- 12V lighting makes it simple and safe to:
 - Install & do custom layouts without an electrical license
- End User Benefits:
 - Compatible with timers, dimmers, smart apps
 - Energy savings
 - Safety and Reliability

BULBS



- UL Listed - Water & Weather Resistant Bulbs rated for outdoor use
- 1 Watt = Lower energy usage & power draw = Longer runs (Comparable 12V bulbs are 2W)
- 3 Different Light Colors: Warm White, Pure White, and Amber Tinted Warm White
- Long-lasting: lasts 7-10 years (15,000 hours)
- Dimmable

PROFESSIONAL SUPPORT




- One-Stop Shop
 - Installation & Basic Kits available for both suspended & structural installations
 - Easy-to-use connector accessories give customizable jobs a clean, discrete, and intentional finished look
 - Lamp shades available for dark sky ordinance areas
 - Amber tinted Warm White Bulbs safe for sea turtles
- Variety of training and marketing resources available for distributor employees and contractors
- 3-Year warranty

WIRE



- 2 strand wire, perfect for tying into a landscape lighting system
- ETL Listed
- Heavy Duty 14 AWG
- Durable & long-lasting
- UV resistant



BULBS



12V / 120V LED S14 CLASSIC "SIGN LAMP" SHAPE BULBS

Now you can achieve a high-end filament "Edison" lamp look using the latest long-life, energy-efficient COB-LED with 10% the consumption of incandescent.

Watts/Bulb = 1

LED COB

Medium-base E26 socket



Part

PP-LED-S14-12-WW
PP-LED-S14-12-PW
PP-LED-S14-12-WW-AMB
PP-LED-S14-WW
PP-LED-S14-PW
PP-LED-S14-WW-AMB
PP-LED-S14-12-PL
PP-LED-S14-PL

Description

GLASS LED S14 12 VOLT WARM WHITE
GLASS LED S14 12 VOLT PURE WHITE
GLASS LED S14 12 VOLT WARM WHITE AMBER
GLASS LED S14 120 VOLT WARM WHITE
GLASS LED S14 120 VOLT PURE WHITE
GLASS LED S14 120 VOLT WARM WHITE AMBER
PLASTIC LED S14 12 VOLT WARM WHITE
PLASTIC LED S14 120 VOLT WARM WHITE



12V / 120V LED G45 "GLOBE" STYLE BULBS

Often used to create a party effect, **these lamps look great on the dropless socket wire!** Together they are perfect for those applications where there is not a lot of head room.

Watts/Bulb = 1

LED COB

Medium-base E26 socket



Part

PP-LED-G45-WW
PP-LED-G45-12-WW

Description

LED G45 120 VOLT 1W WARM WHITE
LED G45 12 VOLT 1W WARM WHITE

12V / 120V LED ST64 VINTAGE "EDISON" STYLE BULBS

These large lamps produce more visible light with energy-efficient COB-LED technology. The long shape allows you to create a unique look for your customer.

Watts/Bulb = 4

LED COB

Medium-base E26 socket

Part

PP-LED-ST64-WW-AMB
PP-LED-ST64-12-WW-AMB


Description

LED ST64 120 VOLT 4W WARM WHITE AMBER TINTED
LED ST64 12 VOLT 4W WARM WHITE AMBER TINTED

Pure
White
(6500 K)

Warm
White
(2700 K)

*Amber
Tinted glass
(2700 K)



*Amber tint is safe for sea turtles

WIRES

CUT TO LENGTH PATIO LIGHTING WIRE




Available Length = 330'

Part #	Description
PP-E26S-165L	330' E26 Black Socket Wire with 24" spacing with 165, 4" suspended sockets, open ended

COMMERCIAL-GRADE PATIO LIGHTING WIRE

This heavy-duty wire offers E26 sockets spaced every 24". Suspended soft edge socket design with 4" drop provides better illumination and a weather-tight seal. Length includes 1' lead and tail.

Available Length = 48' & 96' | 

Cut off plug ends & use it for 12-volt applications!

Part #	Description
PP-E26S-24L	48' E26 Black Socket Wire with 24" spacing with 24, 4" suspended sockets with plug ends
PP-E26S-48L	96' E26 Black Socket Wire with 24" spacing with 48, 4" suspended sockets with plug ends



DROPLESS PATIO LIGHTING WIRE



Allowing for an installation with less headroom, this wire can be used for 120V installations or cut off the ends for use with a low-voltage transformer. **A great match to globe-style lamps.**

Available Length = 96' | 

Part #	Description
PP-E26S-48L-INLINE	96', E26 Black Socket Wire with 24" spacing with 48, no drop sockets with plug ends

SUSPENDED SOCKETS



DROPLESS SOCKETS



IMPORTANT: PLEASE MAKE SURE THAT YOU ARE USING AN ADEQUATE POWER SUPPLY TO ACCOMMODATE THE REQUIRED LOAD.

*12V Power Load Guidelines

Maximum load per socket is 25 watts
Maximum load per string is 120 watts
(10 amps @ 12v)
12v x 1 watt maximum recommended distance
run is 200 feet

*120V Power Load Guidelines

Maximum load per socket is 25 watts,
Maximum load per circuit is 1200 watts (10 amps @120v)
120v x 11 watt maximum recommended distance
run is 218 feet per circuit
120v x 1 watt maximum recommended distance
run is 300 feet per circuit

PATIO LIGHTING ACCESSORIES

WEATHER -RESISTANT CONNECTORS



Part #	Description
PP-CONN1	2 PIN Straight Waterproof Round Wire Connector (Bag of 10)
PP-CONN2	2 PIN T-Shape Waterproof Round Wire Connector (Bag of 10)
PP-CONN3	2 PIN Cross-Shape Waterproof Round Wire Connector (Bag of 5)

RATED TO
380V



LAMP SHADE

These shades enhance the look of any installation no matter which lamp style you choose. The perfect solution for directing light, regions that require shades due to dark sky ordinances, or where the customer is looking for a distinctive style.

Part #	Description
PP-SHADE-BL	Aluminum Patio Light Shade, 8" Diameter, Black Surface, White Inside



SUGGESTED TOOLS & EQUIPMENT

- Structure or Cable Installation Kit
- Wire Nuts / Connectors
- Sockets
- Screw Driver
- Direct Burial Low Voltage Cable
- Rotary Cable Stripper
- Hammer
- Drill
- Wire Cutters
- Socket Wrench
- Pliers
- Drill Bits

INSTALLATION KITS

These kits will assist you in the installation and hanging of a patio lighting job. Each kit provides the accessories needed to safely and properly create any type of desired patio lighting effect. Select the kit based on the method of installation you will implement.



Part #
PP-KIT-E26S-S

Description
For Structural Installations

Includes all-purpose accessories for basic patio light installation on a structure

- (25) 3/16" Ceiling Hooks
- (50) 3/8" Cable Clamps & Screws

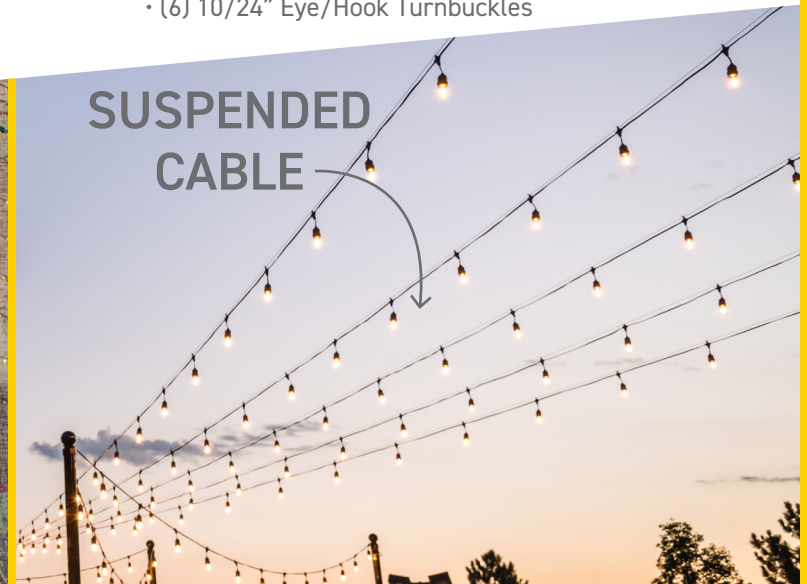


Part #
PP-KIT-E26S-C

Description
For Suspended Cable Installations

Includes all-purpose accessories for basic patio light installation using cable rope

- (110') 1/16" Galvanized Cable (7x7)
- (10) 2 5/8" x 1/4" Lock Bolts for Masonry
- (6) 10/24" Eye/Hook Turnbuckles



SMART PLUGS

Introducing our new Smart Plugs! Download the free Globe Suite™ App to schedule, control and automate your Smart Plug. The Globe Suite™ App features include voice control, grouping, device sharing and more. Also compatible with Alexa, Siri, Google Assistant and SmartThings.



Part #
TIME-700

Description
2 Independently Controlled Outlets

Features 2 grounded outlets. Requires the Globe Suite App, Wifi, and a mobile device running iOS 9.0 / Android 4.4 or higher.

Part #
TIME-800

Description
3 Simultaneously Controlled Outlets

Features 3 grounded outlets. Requires the Globe Suite App, Wifi, and a mobile device running iOS 8.0 / Android 4.1 or higher.



Download the Globe Suite™ app in the App Store or Google store and **conveniently control the timers right from your phone!**

SPEC GUIDE

CORD LENGTH	5.5"
MAX CURRENT	15 AMPS
MAX POWER	1875 WATTS
VOLTAGE	125 VAC
FREQUENCY	60 HZ
RIGHT ANGLE PLUG	LED INDICATOR LIGHT

WHY A 12-VOLT SYSTEM?

IT'S EASY! A PRIME PATIO 12V SYSTEM ALLOWS YOU TO CONNECT TO THE CURRENT OR PLANNED LANDSCAPE LIGHTING SYSTEM.

THAT MEANS REAL BENEFITS TO YOU!




CONNECTS TO LANDSCAPE LIGHTING SYSTEM.

With 12V lighting, you don't have to worry about running code-compliant circuits. Simply connect to the landscape lighting transformer that is already in the outdoor living space. No conduit, junction boxes, deep trenches, etc. **Just splice into your landscape lighting wire where convenient.** The installation is permanent with no extension cords or temporary connectors.



CREATES COST SAVINGS.

The upfront cost of the 12V material might be a little bit more than 120V, but in the long run, you'll end up saving money. Low voltage systems mean **less digging** which in turn **decreases your labor costs**. By connecting to a transformer, you won't have to worry about purchasing separate timers or sealed junction boxes. And in regions that require you to be certified to install 120V systems, you won't have to spend the time or money earning those certifications. **You can start now!**



TRULY PROFESSIONAL AND CUSTOMIZABLE.

12V wire allows you to cut and splice system wire without violating electrical code or certifications. **You can customize for the exact application you are working with.** You won't have to worry about what to do with excess length – you can simply cut to fit. You can also enjoy the benefits of smart & app-based controllers with a 12V landscape lighting system. Now your customer doesn't have to bother with plugging them in every night or buying a separate timer.



HOMEOWNER BENEFITS.

Of course, it's important to think about what is best for your customer. In addition to the benefits above, homeowners desire 12V systems because of the **safety, energy savings, and low maintenance.**



PRIME PATIO HAS YOUR BACK!

We understand our industry and give you all the tools needed to make patio lighting a **successful business for you!** We provide you with the training and marketing tools that you'll need. And of course, **we stand behind our product 100%** and are constantly looking for the best, new lighting technology to give you the competitive, leading edge in your business.

MARKETING AND TRAINING

EVERYTHING YOU NEED TO EFFECTIVELY MARKET

HOMEOWNER BROCHURE

Provide homeowners with a quick and convenient look at the benefits of patio lighting. This can be handed out individually or added to the statements sent to current customers.

DOORHANGER

What better way to advertise to your customers than direct door contact? Patio lighting professionals can hang these door hangers in target neighborhoods or on your existing customers' doors.

POSTCARD


This marketing option is an inexpensive and easy way to mail direct to your customers and prospects. Patio lighting professionals will find this post-card style mailer very effective.

PRINT READY FILES CAN BE ACCESSED ON PRIMEPATIOPRODUCTS.COM



Homeowner
Brochure

Doorhanger



Postcard

EDUCATIONAL RESOURCES

YOUTUBE

Visit our YouTube channel, PrimePatio, for short videos that will help you become the **best patio lighting professional around**, from business and sales help to techniques and tips of installation, we've got it all.



Planning a Patio Lighting Project



Installing Along a Structural Support



Installing Without Structural Support

ONLINE TRAINING PORTAL

Our portal helps Patio Lighting Professionals excel in all areas of their business. Our videos cover design, installation, and job estimating. Each course can be taken at your convenience and includes quizzes to test your knowledge. Our training portal can be accessed at PRIMEPATIOPRODUCTS.COM under the resources tab.

INSTALLATION

1. DESIGN




Take a look at the space, consider its purpose, and sketch a design. There are no limitations to what you can create for your customer!

2. HANG



Install anchor points, attach the wire and screw in the appropriate lamps.

3. CONNECT



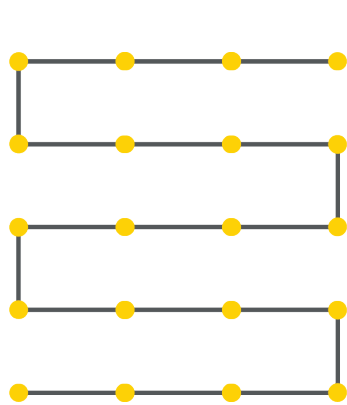
Connect to power and test the system

4. ENJOY

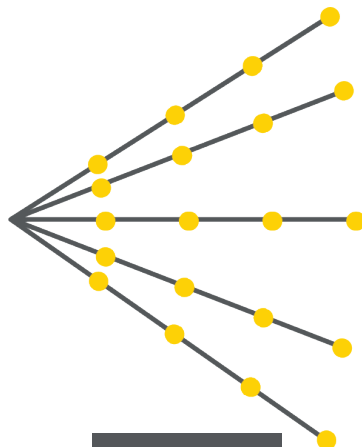


Now your clients can socialize comfortably with their newly lit outdoor living space, and you can enjoy the profits!

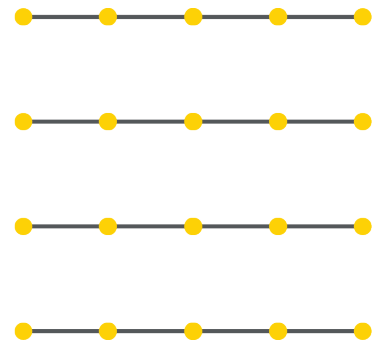
DESIGN IDEAS



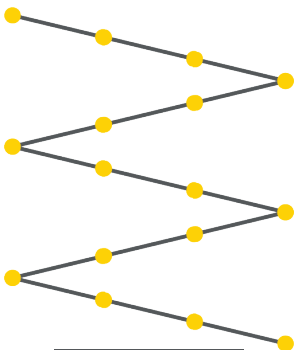
GEOMETRIC



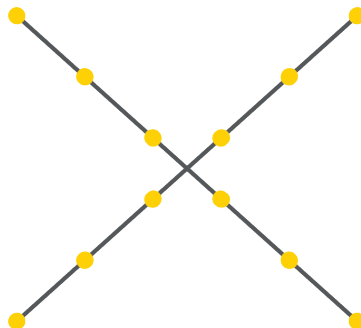
SUN RAY



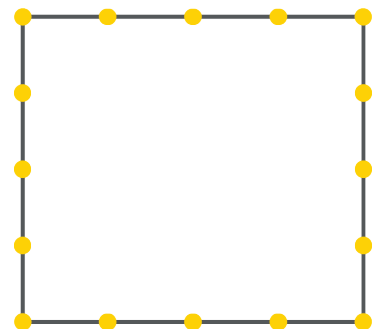
LINEAR



ZIG ZAG



CROSS



PERIMETER

GUIDELINES AND WARRANTY

GENERAL INSTALLATION GUIDELINES

Do not twist or tightly stretch the cable. Consider using support cable for runs over 20 feet or in harsh climates. 12V installations will require a UL listed 12V AC transformer. You must consider the wattage load. 120V installations can be plugged into an outlet or hard wired into a junction box. Both 12V and 120V installations can be wired to a central hub box and then run to the appropriate power source. All wire connections must be water tight. Suspended patio lighting is not

recommended over pools or bodies of water (check local codes). Extra precautions should be taken to ensure a safe installation under all circumstances. All power outlets must be GFI protected and used with a bubble protection cover. The main amp load must be able to accommodate the patio string wattage. Verify and meet all local electrical code requirements in your installation.

POWER LOAD GUIDELINES

Maximum load per socket is 25 watts. Maximum load per string is 1200 watts (10 amps @120V).

12V x 1-watt or 4-watt maximum recommended distance run is 200 feet per circuit.

120V x 1-watt or 4-watt maximum recommended distance run is 300 feet per circuit.

WARRANTY

Prime Patio products are UL, ETL, or UL Recognized, as represented to us by third parties, and are warranted against defects for **3 years** from date of purchase. The warranty is null and void if product is used or installed in a manner other than the manufacturer guidelines and recommendations. Product that has been altered, abused, or misused in any way will not be eligible for warranty. The warranty applies to the return of the purchase price of the product only and does not apply to or cover the costs or damages resulting from property damage, personal injury, loss of business, shipping fees or labor related fees for installation or removal of products. Please contact your local distributor for specific warranty return procedures. Warranty only applies to product with verified manufacturing defect or failure. Returns of un-used product is not allowed under warranty. All warranties not expressly stated and provided herein, including, but not limited to, implied warranties, such as those for fitness, merchantability and/or for a particular purpose, are hereby expressly disclaimed and have no application to the product. This disclaimer may be limited depending upon the state with jurisdiction over the application of the warranty.

The professionals at your authorized Prime Patio distributor can help you design and implement exceptional patio lighting displays. Rely on these experts to provide smart solutions and personalized service.

Contact your local Prime Patio distributor for information on upcoming seminars and training opportunities.

***ALWAYS follow all electrical code requirements specific to your area for any Prime Patio installation. Contact your local electrical authority and your insurance company to ensure that you comply with all policies, codes & regulations concerning your work to achieve safe, sustainable code compliant installations.**



PRIMEPATIO

PRIMEPATIOPRODUCTS.COM

P.O. Box 150267 Ogden, Utah 84415 • PH 801-326-4155 • FX 801-326-4277

© 2022 The Source, Inc. All rights reserved Prime Patio is a registered trademark of The Source, Inc.